


National Aeronautics and Space Administration



Component and Material Validation

Our team of engineers and technicians at NASA Johnson Space Center's Receiving, Inspection and Test Facility (RITF) have years of experience and the capabilities to support the full range of testing methods to military and commercial specifications.

Fasteners are used throughout industry to hold our world together. Their function under extreme conditions is dependent on the correct chemistry of the material, condition of the material, and quality manufacturing processes.

Our team can verify that your product meets all the appropriate specifications. We test to the applicable military and industry standards such as:

ASTM F 606 / F 606 M

Standard Test Methods for Determining the Mechanical Properties of Externally and Internally Threaded Fasteners, Washers, Direct Tension Indicators, and Rivets

NASM1312-8

Standard Practice, National Aerospace Standard, Fastener Test Methods, Method 8, Tensile Strength

ASTM A370

Standard Test Methods and Definitions for Mechanical Testing of Steel Products

ASTM E8

Tension Tests of Metallic Materials

For more information:

<http://www.nasa.gov/centers/johnson/capabilities/safety/index.html>

Cheryl Corbin

NASA RITF Lead

281-244-8423

cheryl.a.corbin@nasa.gov

Larry Sikes


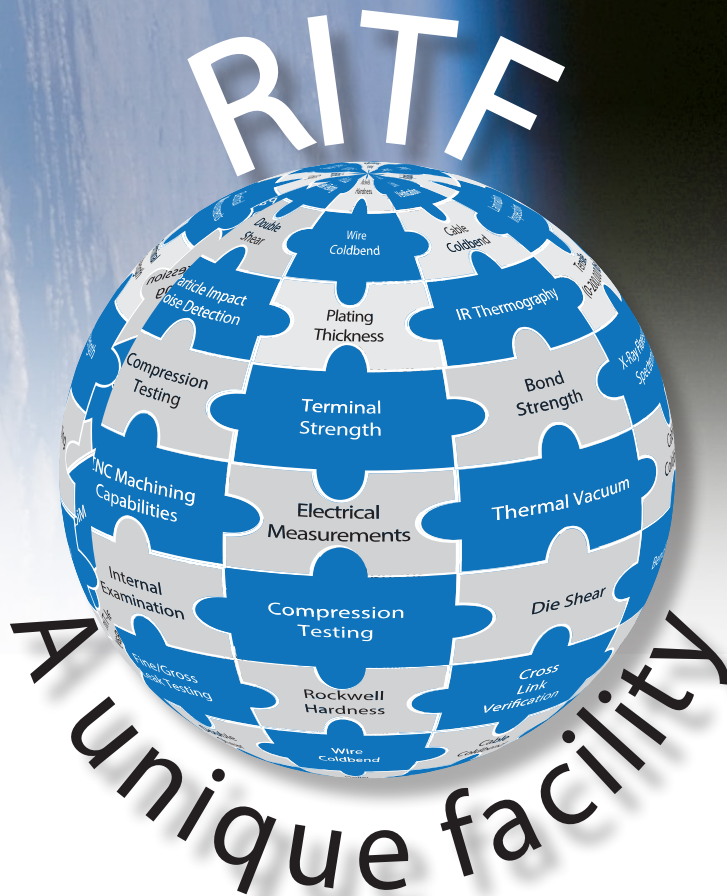
RITF Manager

281-483-0366

larry.n.sikes@nasa.gov

Johnson Space Center

Our in-house machining capability allows us to create custom fixturing to retrofit existing test machines to meet your project's needs. We are certified to evaluate mechanical, chemical and material properties.



FRACTOGRAPHY

Used during failure analysis of components as a tool in determining the cause of the fracture.

SCANNING ELECTRON MICROSCOPE (SEM)

Nondestructive tool used in failure analyses to examine samples at extremely high magnifications, high resolutions and with greater depth of field.

REAL-TIME RADIOGRAPHY

Nondestructive examination of components, assemblies, or materials for internal problems that would otherwise go undetected and could lead to failure.

MICROHARDNESS TESTING

Microhardness testing is utilized on parts and components too small for conventional Rockwell hardness testing. It is often used to measure the hardness of a plating or of a very small component.

X-RAY FLUORESCENCE SPECTROSCOPY

Used as a quick tool to determine the percent composition of solder used on boards, plating thickness, and qualitative chemical analysis of elements during investigations.

BEND TEST

Determine the relative ductility of metal that is to be formed for the soundness and toughness of the metal.

DOUBLE SHEAR

Verifies the ultimate strength of the part. These data are critical for the pyrotechnics design to ensure the proper energy is used to shear the pins in various applications.

OPTICAL EMISSION SPECTROSCOPY

Verifies the chemical composition of metals. This can be critical in ensuring that the correct alloy is being implemented in the design application for which it is intended.

METALLOGRAPHIC PREPARATION

Aids in determining whether the material has been processed correctly and is therefore a critical step for determining product reliability and for determining why a material failed.

HARDNESS TESTING

Used for quality control on metal heat treatment, incoming material inspection, weld evaluations in steels and other alloys, grade verification for hard plastics, and failure analysis.

TENSILE TESTING

Test specimens are submitted to verify/validate mechanical properties expected following heat treat operations. Fastener samples are submitted for Certification Validation Testing in accordance with NASA-STD-6008.